

The GOLDEN SPIKE



www.svlsrcm.org

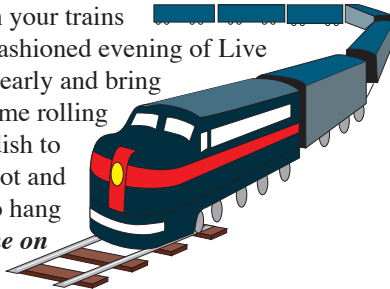
August 2015

Volume 42, Issue 08



Come to the track for a Fun Time Train Run and Pot Luck Dinner. For dinner bring your favorite food dish to share at 6:30 PM.

Join us during the day and run your trains into the night for a good old-fashioned evening of Live Steaming SVLS style. Come early and bring the kids. Bring engine and some rolling stock and your favorite food dish to share. The barbecue will be hot and the lights will be on for ya. So hang FRED on the last car and *come on down!*



President's Report

By Bill Yoder

I hope everyone took the opportunity to complete a project on the last day of June this year, as that day had one more second added before midnight. If you were like me, one more second did not fix my behind projects. SVLSRM depends on everyone giving as many seconds as they can to continue the required maintenance needed and enhance our facility so running your train on our track is a better experience. We have many volunteers that give a lot of is time, but we welcome more members to offer their time and talent. We will be having several major projects over the next many months and your help is needed.

Our first project in the month of August is redoing the floor in the WP caboose. Check page 7 for the current schedule, please note dates that will require much help. If you can volunteer other times there are things to be done, please give Gordon a call as he is coordinating this project.

We need to clean out our containers as like most of us we just
Continued on page 6.



While Dale Fowlar may not think he is missing, as he moves to Oklahoma, he will be missing here at SVLSRM. Dale has had many roles serving SVLSRM over the years. In 2000 he was Vice President and two years later served as President. For the last two & 1/2 years he been on the board of directors serving as member at large. He has also been the mainstay of organizing the public run day crews as you may know. Dale was a go to person to get those needed railroad questions answered and to help with any project here at our facility.

We do wish him the best on his move to the great dust bowl of American. He should find some comfort as I know Oklahoma does have scale railroad tracks & clubs.

Special thanks for helping me and SVLSRM with your skills and knowledge. --- *Bill Yoder President*

Oh by the way SVLSRM members there is now an opening on the Board, here is your opportunity to serve and guide SVLSRM into the future.



Dale at our 30th anniversary ceremony - May 2003

SVLSRM Calendar

- Aug. 1 Public Ride day - 11 AM - 4 PM
 Aug. 2 Public Ride day - 11 AM - 4 PM
 Aug. 11 Board Meeting at 6:30 PM Community Board Room
 Rancho Cordova City Hall. Members welcome.
Aug 15 Members run Day and Night, bring your train and
 have fun. This is our annual Hot-August-Nights run.
**Potluck Dinner at 6:30 PM so please bring
 something to share.**
- Sept. 5 Public Ride day - 11 AM - 4 PM
 Sept. 6 Public Ride day - 11 AM - 4 PM
 Sept. 8 Board Meeting at 6:30 PM Community Board Room
 Rancho Cordova City Hall. Members welcome.
 Sept. 20 **Sunday** Member work day and run day. Pot luck
 lunch, help work in AM, run your train in afternoon.

Dates to reserve on your calendar:

Fall meet Oct. 16, 17, & 18

Annual Christmas Dinner Dec. 19th.

Please volunteer to support the club events.

How will you support SVLSRM this month?

A **members only area** has been setup on our web server where we will keep a current version of the roster, and other useful documents for our members. To gain access, each *member (now including Associates)* must be a current paid member to register and create a user name and password.

Please use the link on the web page in the top menu section called "Members only." This is a two step process to register as the system will send an E-mail to verify that it is you. You will then use the link sent to complete the process. Please note this is to register so you can then use your user ID/password to view the protected area via the link shown on the registration page.

The Sacramento Valley Live Steamers Railroad Museum, Inc. is organized and operated exclusively for public benefit charitable purposes within the meaning of Section 501 (C.) (3) of the Internal Revenue Code.

Donors may deduct contributions to The Sacramento Valley Live Steamers Railroad Museum, Inc. to the fullest extent allowed by law as provided in Section 170 of the Internal Revenue Code.

The Golden Spike is the published monthly by the Sacramento Valley Live Steamers Railroad Museum, Inc., P.O. Box 273, Rancho Cordova, CA 95741. The SVLSRM track is located in Hagan Community Park, Chase Drive, Rancho Cordova, CA. Articles & Pictures may be submitted to: editor@svlsrm.org.

The news letter deadline is 24th of each month.

Member articles wanted.

MEMBERSHIP

by Dean Sheets

SVLSRM new members and their families:

New Family Membership

Scott Jepsen and family have joined our family as new members. The family resides in Carmichael. Scott works in computers and networking.

As always, if you see any members walking around looking bewildered, go over and introduce yourself and offer any help you can getting them involved with our great Club.

Welcome Scott, Jessica and Tyler

SPIKE editor requests ideas for articles.

I am also looking for members who would like to spotlight their projects - in progress or finished.

Please call or E-mail the editor. - Thanks.

Board of Directors - 2015

(##) *Ending year of term*

President: Bill Yoder (916) 652-7113 (15)

E-mail: president@svlsrm.org

Vice President: Dennis Gramith (916) 988-7884 (16)

E-mail: vicepresident@svlsrm.org

Secretary: Heidi Bowie (916) 383-1461 (15)

E-mail: hlbowie@comcast.net

Treasurer: Tom Nance (916) 722-6105 (16)

E-mail: tdn44@surewest.net

Track Superintendent: Dennis Bowie (916) 337-9492 (16)

E-mail: dpbowie@comcast.net

Yardmaster: Rob Sharratt (916) 631-8963 (16)

E-mail: RTSharratt@yahoo.com

Trainmaster: Kevin Sach (916) 541-5718 (15)

E-mail: chicopacific9@yahoo.com

Director: open - need volunteer (16)

Director: Gordon Moser (916) 645-3425 (15)

E-mail: npgp9308@netscape.net

_____ Committee Chairpersons _____
 Membership Chairperson: Dean Sheets 707-317-0242

E-mail: membership@svlsrm.org

Safety Chairperson: Marty Carapiet Phone: (916) 792-8803

E-mail: MCarapiet@wayne-dalton.com

Caboose Chairperson: Barbara Moser (916) 645-3425

E-mail: bobbydollymoser@hotmail.com

Birthday & Company Event Chairperson: Andy Berchielli

Phone: (916) 572-7857 E-mail: Events@svlsrm.org

Newsletter Editor: Bill Yoder (916) 652-7113

E-mail: editor@svlsrm.org

Reminder - No phone calls after 8:59 PM



Track Superintendent Report

By Dennis Bowie

July has been a very mild month, it has not been blazing hot as in years past and you would think that I would be spending more time at the club working on track project. Unfortunately, this has not been the case. I went to the club on the 25th to take some photographs of areas that we are going to be adding some sidings and working on what turnouts and track is needed to finish reverseo. To my surprise Steve Milward just happened to come down from the hills to see what was happening at the club. So we went to various places along the track. As we were walking along the main line at hill view east (some refer to as the drag strip) we found 2 places where ants have been excavating in the track road bed. You would think that they are just little ants and what damage could they do. By using a tamping bar we found that the ground was weak in that area so we decided to replace some ties in those areas and in a couple of other spots that had bad wood ties.



You would think from these pictures that Steve did all the work. He did a lot and I'm very glad to have his help. Also we had one of the ballast cars de-rail and, no, it was not the empty one. This car was full to the brim with rock. But not to worry,

we had on the work train the fantastic re-rail that Don Youngling had made. I would like to take my hat off to Don; we had the front truck back on the rails in less than 5 minutes.



I think the Picture is worth a thousand words.

My whole trip to the club was to lay out some flags and paint some lines to help with the layout of new sidings by the SP caboose. As you can see in the picture (at right), I have started the rough process of placement and working on the ideas.

The retaining wall has been extended along the box car yard and added better steps. Railing will also be added soon. Thanks to Rob, Andy, Marty, and others. LOOKS GREAT!



Train Masters Report

By Kevin Sach




I want to thank all those who came out and helped during the hot weather on the 4th of July run days. The pizza party at the members run day was well received for those who came out. If you have for suggestion or ideas for future run days, please let me know.

The SW1500 has been repaired, the bolt that fell behind the fly wheel ended up destroying the stator which had to be replace. Reminder, do NOT over fill the oil when taking the engines out. With this I am working a board, on the proper way to check and service the engines when putting them into service that will be placed in the box car. -- See you on the rails.



A blast from the past.



We've struck it WET!

During this continuing drought that California has been suffering through, the SVLS work crew thought that they might have hit the Mother Lode! A new source of water had been discovered and perhaps a little reprieve this time of extreme dryness!

SLVSRM June Board Meeting Summary

Current/Future Projects Around the Facility

- Continuing track maintenance and sidings are being planned (Dennis B.)
- WP Caboose (Gordon) – Upgrades scheduled for Aug/Sept...flooring purchased and colors decided!
- Continuing work on the donated 0-4-0 (Steamer #2)!
- The Boxcar retaining wall (Marty and Andy) is looking great!
- New Engineer/Conductor cars have been started (Dennis G.)
- Improvements to the facility's gate system (Marty & Kevin) – Materials being assembled.
- Beginning the cleanup of Container 1 (who knows what's in there!)

Current Issues before the Board

- Dale Fowler gave his resignation to the board as he and his wife, Laura, are moving out of state. The club will definitely feel his loss and the board will need to replace a member-at-large.
- Need more members to be Train Crew certified...look for a "Training day" in the near future!
- Grant funds from the City of Rancho Cordova – SVLS has been told that funding will be granted for irrigation project.
- Continuing discussions to have additional SVLS signage throughout Hagan Park.
- Continuing discussions regarding a Kids' Activity area within the facility.
- Pumpkin Farm: Idea for an October event to replace Halloween train but lost coordinator (Dale F.)
- Upcoming events with the portable track: Colfax Railroad days, Roseville International Railfair, and Rancho Cordova Tree lighting.

Not wanting to waste this precious resource, our industrious crew tried several ways to stop the flow until a permanent solution could be found to harness this wonderful resource.



Just the crew was ready to document their momentous discovery, the SVLS crew realized that they had, in fact, broken the top off of an unknown sprinkler head. The disappointment was tough to handle but the crew got the water leak under control, finished their water play and got back to work!




SP 5021 Tender

By Donald Yungling

As small as our hobby is compared to many other recreational endeavors there is a still decent selection of engines and cars available for purchase, either ready to run or as kits. Some of us however, would like a model that there is no kit or parts for. For someone wanting to build a steam locomotive, especially one that no longer exists, research is the order of the day. In my case there are no GS-1's to be found. There are similar locomotives that still exist and thanks to Common Standards adopted by the Southern Pacific Railroad, many of their steam locomotives share common components. That was especially true of tenders.



Currently I am in the process of finishing the detailing and making many of the missing parts the prototype tender sported yet are lacking on my model. Meanwhile at the LA County Fairgrounds, in the town of Pomona, a group called Rail Giants



has a steam locomotive with a tender that exactly matches the one for my GS locomotive. They are usually only open to the public once a month and earlier this month my wonderful wife decided it was time to haul me down there so photographs and measurements can be made. Now, most museums take a dim view of their visitors climbing on their displays. Knowing this I took a chance and asked if there was a volunteer who would be willing to ascend to the top of the tender with camera and tape. In this case luck was with me and a kind and generous young man named John Willingly and with much vigor collected the needed information. Sometimes it pays to just ask. Once I felt that enough information had been gleaned from the SP locomotive and tender I turned my attention to the other

equipment on display. Much to my delight I found the UP 9000, a 4-12-2 locomotive, had several appliances and details that matched those on the SP locomotives. By not turning a blind eye to equipment not considered for modeling, additional nuggets were gleaned that can only help in improving the accuracy of my model. It is also good to just follow the piping or study how the prototype was made. Sometimes studying the real thing in detail can be a great guide when it comes to designing and building our models.

Photos are posted on flickr.com use this [link](https://flic.kr/s/aHskgaZUMs) to view. <https://flic.kr/s/aHskgaZUMs>



OMG! She's Driving!

Always on the look out for ways to keep our Junior Engineers involved, TrainMaster Kevin thought it would be a great idea to teach Maren Bowie how to drive the gator during our recent SVLS work day. Another minion to use around the facility...at our Beck 'N' Call...hmmm, this might not be a bad idea!



First, he had to help her with steering. Then there were a few 17-point turns and finally things were going in the right direction. Feel free to call on Maren for all your gator needs!

Mom





My Threading attachment

By Dennis Bowie

As many of you know that I am building a CliShay. One of the parts that I have to make is the piston rods. In the instructions it is recommended to chase the thread on the lathe and then finish it off with a die. I would have done this except my lathe instruction did not give me the gear combination to cut a 1/4-28 thread. I did not want to waste time experimenting trying to find the correct gear set.

I remembered seeing in one of SVLSRM newsletters that Don Youngling did an article on tap and die attachments ([Dec. 2014](#)). I decided that I would make a die attachment that would fit in the chuck in my tail stock on the lathe.



Because the die is a hex I bored out a cavity that the die fits in and then drilled 3 holes that lined up on the flats of the die and then tapped the holes and used 3 Allen grub screws to hold the die and keep it from turning. The die holder slides on a shaft that is held in the chuck and I also tapped the side of the holder so that I have a lever that can be held when cutting threads. I would like to say thank you Don for his ideas.



Safety Rule for the month:

3.02.01 Night Time Operations

All trains operating after sunset shall be equipped in the following manner:

1. Working headlight.
2. Lighted cab on steam engines.
3. Marker light or lantern on the rear of the last car.
4. Conductor/Brakemen shall have a lighted lantern or flashlight suitable for making hand signals.



President report continued from page 1

keep too much stuff. Some of this will happen soon, as we need room for items from the caboose while it gets repaired. Container two, which is to be used for special event needs like the meets and Santa run, is stuffed full with Halloween items. We are planning to sell these items as we do not plan on running trains at Halloween anymore. Please see partial list of items on the last page (sale page). For those that like doing Halloween at home, there are a lot of good things here to make your spooky home the best show in the neighborhood. Look for a special garage sale day, or if you're interested you may call me for info.

We are looking forward to being awarded a grant from the city to finish our irrigation system thus saving water and many man-hours of our dedicated yard crew. When this does happen we will require the efforts of many people to help run equipment and install the water pipes and control wiring. Please offer your skills on this project.

Our track Superintendent is busy fixing many places on our mainline and always needs help. As we always want to improve our track route and sidings, he is looking at suggested places for additional train parking as this helps meet the demand for train parking spaces at our meets. Current suggestion is next to SP caboose and extending the Quarry track.


Crew people are always needed for our public run days. While we do have a dedicated core of engineers and conductors, I am looking for more members who live close to step up and help. These public run days serve three purposes, 1. We give back to the park for being on their land, 2. Expose this wonderful hobby of live steam & trains, and 3. It really does provide a major source of income - yes we run on donations. Having members donate time makes these days work. Yes many member love coming to run their engines, and test their engines, but we need you to help run club trains on public ride days too.

I know if you look back over the years, this same message has occurred many time. By now every one should know "help is needed" but this must not be the case because the number of members who do come out to help is getting smaller. Now is your chance to help.

We have three external events this year, one at Colfax RailRoad Days in September on the 11th-13th. We will need setup crew on the 11th to move the portable track & trains, then crews to run on the next two days. This should be a very busy event as Colfax is celebrating 150 years of the railroad as Central Pacific arrived September of 1865.

Fall meet is Oct. 16, 17, & 18, then have Roseville Railfair in November 13, 14, & 15 plus Christmas tree lighting in December. One more item: elections will be in 3 months with nominations in October. Want to make a real difference? Then be a voice on the board. This year 4 positions are available; President, Secretary, Train Master, & Board member at large.

Thanks for reading. *Keep it steaming!*





40 Years ago: Saturday, August 9th (1975), saw Ed Yungling, Ken Spicer, Larry Edwards and David Yungling hard at work getting the heat kinks out of the track. “OL, Debil Sun” was the villain who messed things up this time and the club owes a vote of thanks to these guys for getting out there and putting the rails back into shape. They ran Ken’s engine Sunday to check everything out. We could use more gandy dancers so the same fellows don’t have to do the job all the time.

30 Years ago: Orchard School Run Day

Friday, July 19th (1985) was the run for the Orchard School for the Handicapped. We had four engines on the track. Those bringing their engines were: Warren Wagner, Darral McWhirk, John Bailie and Ken Willes. Helping with the loading of the children and other needed tasks were: Pat Wagner, Dan Woolverton, Rose and Henry Stefani, Claudia Dreiling, Betty McKenzie and Joel Segel. Thank you to you all. You made many children very happy.

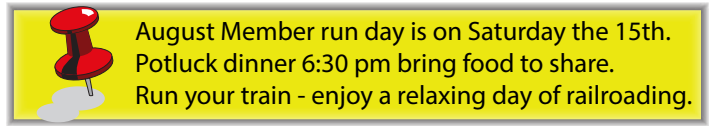
20 Years ago: Last month I called for help to build track panels for the caboose siding and the ladies responded. on Saturday, July 22nd, an almost all female crew assembled 14 track panels in short order. Many thanks are in order to Veronica Taylor, Annette Long and Adriana Hayes for answering the call. As a result, we only need tow more panels to complete the second siding at the caboose.

10 Years ago: Last March, vandals stole over 200 feet of aluminum rail in the Riverview/Snakebite Junction area of our layout. Included were three dual gauge switches. The mainline was closed down and Sugar Pine loop with it’s dual 7-1/2” and 4-3/4” gauge track put out of order. Over the last few months, the mainline track has been restored, although without the Sugar Pine loop switch at Riverview, to allow normal operation of mainline 7-1/2” gauge trains.

Fabricating and installing the switch and restoring the Sugar Pine loop in June and July were: Bill Yoder (met with Al Shelley for frog design, machined the main switch frog), Al Shelley (provided design and drawings for the switch and frogs, also on-site supervision of the switch installation), Karle Mahler (machined the steel switch points and 2nd crossover frog, participated in the installation of the switch and remaining bar stock panels), Dale Dennis and Jason Van Horn for the final connection and ballasting of the Sugar Pine panels on a hot July afternoon.



Please check the SVLSRM web site: www.svlstrm.org for current information on SVLSRM activities.



W.P. Caboose schedule for new floor installation.

W.P. caboose will be closed from August 17th thru September 4th if everything works out according to plan.

Note: One of the bathrooms will be closed for the duration of the work, due to storage of appliances, etc.

August 17th thru August 21st --- Gradual removal of Supplies from caboose to Containers for storage.

August 22nd --- Big Day (**Manpower needed**.) Remove shelves, cabinets, stove, refrigerators, etc. Disconnect and move ice machine. Start on electrical project and removal of the sub-floor.

August 23rd --- Put down sub-floor.

August 24th thru 28th ---- Any prep work that can be done before finally flooring goes in. Barb has a paint crew that wants to paint the walls, etc., while the cabinets are removed. Great idea!

August 29th --- THE BIG DAY Install Linoleum. Start putting appliances back in place and move Ice Machine back to proper working order. Another big **Manpower needed day**.

August 30th --- Start replacing everything else.

August 31st thru September 4th --- Restock shelves, cabinets, etc.

The Caboose should be all finished on or before the 4th of September --- Ready for full use on the 5th and 6th run days. Remember, this is all tentative until we get the right key people in place at the right times, to make it all work out properly.

We will need many members to help with moving appliances out and back in. This is planned for the two week-ends of 22/23rd and 29/30th of August please mark your calendar and be here to help.

Contact Gordon Moser for current info and to volunteer your time to help.



The club need more members to be active with our public ride days, and our special events (Parties) as we are short of people to provide this service. **These events provide our main source of income so please come out and help.**

If you need to qualify you may download the test from the club web site. Do the test at home then bring it to the track to finish your qualification.

Be a volunteer and enjoy the fun of sharing the hobby.

FOR SALE

Trolley for Sale.

Price \$2000
with engine stand \$3000.

Call: Clio Geyer
(916) 645-9154



Little engines pacific kit - partly assembled, includes boiler, extra drivers, Tender body & tender trucks - all for \$4200



Fuel tank, pressurized, soldered brass construction.
9x7x4 \$20. obo - Ross Crawford (916) 718-4162



SVLSRM has a large collection of Halloween props, electronics, lights, audio equipment, timers, motion sensor, fading eyes, costumes, fog machines, fog juice, and air operated "things". The club does not want to use them anymore.

We are thinking about having a special sale day where we clear out the container. If you are interested or want more info, or want to buy pre-sale. Please call Bill Yoder - 916 652-7113.



Check our web site FOR SALE additional listing with more pictures and more details.

www.svlstrm.org



For questions contact Bill Yoder
(916) 652-7113 - email: byoder@vfr.net