

The GOLDEN SPIKE



www.svlarm.org

April 2016

Volume 43, Issue 4

President's Report

By Heidi Bowie



If you have not been out to the club lately, you are truly missing the beauty of Spring! The facility is looking wonderful and it is the result of our volunteers. All the rain has made everything green, the flowers are just having a party, and the deer are enjoying all the new space. The theme for the new year has been "Get it Organized or Get it Out!" and that is exactly what's been going on. Crews have been working hard to figure out what we have, organize it or dump it, and make things look awesome! Republic Services surprised us at the March work day with an additional dump container - that's a total of 3 dump containers they have donated for our club to fill! We tackled the areas around the mower shed and round house, plus the last major pieces of debris out in the DMZ. I wish my backyard looked this good.

The Pacific Regional Spring Meet is coming up quickly (May 20-22) and we will need volunteers to help in many different areas. The SVLS Board plans this event every year but they should not be the only ones to work the event. It is very rare to see a board member being able to simply enjoy one of our meets and I would love to see that change. We all enjoy playing trains but these meets are a lot of work so let's spread it around. Look for your opportunity to volunteer some time during the meet. Even one hour spent at the snack table can have a wonderful, ripple effect.

Last thing to mention is that the SVLS Board meetings will be moving to the second Monday of the month, starting in May. Time (6:30 pm) and location (Rancho Cordova City Hall) remains the same. These board meetings are open to the membership and I encourage everyone to find a way to attend at least one each year. And once you've done that, come out to a couple of work days and join in the fun. You can even become part of our certified train crews and spend a few days a year helping with public run days or birthday parties. The possibilities are endless with such a great hobby like trains. Don't miss out!



April 2nd & 3rd are public run days. Engineers, Conductors and Station attendants will be needed so please come out and help. Not qualified? then come out get qualified or help with other activities.



Train Masters Report

By Peter Welch




March has been a really busy month building engine and fixing trains at the club. The 4271 which was donated by Ken Willes is coming together and will be ready to hit the rails soon. I couldn't have done it this fast without all the people helping me. Special thanks to Donald Yungling, Kevin Sach, Chris Smith, Dennis Gramith and Dennis Bowie.

The engine for the RS3 has returned from the machine shop and is looking awesome - thanks to Jim Criego for all your help. I am shooting to have all 9 1/2 HP rewired and running by our spring meet.

I have worked very hard to clean up the round house - please help keep it that way - thank you.

Now the new look of the 0-4-0 engine.



Ken's 0-4-0 steam engine which he used in the early days to do switching in the yard, and pulled many passengers trains for many years. He has been a SVLSRM member since late 1973. He served in the Air Corps / Air Force for 29 years and was active during three wars: WWII, Korean, and Vietnam. See article in May 2015 Spike about his service earning Distinguished Flying Cross.

Thanks again Ken for the donation and service to our country!

SVLSRM Calendar

- Apr. 2 Public run day - 11 AM - 4 PM
- Apr. 3 Public run day - 11 AM - 4 PM
- Apr. 12 Board Meeting at 6:30 PM Community Board Room Rancho Cordova City Hall. Members welcome.
- Apr. 16 Member work day and run day. Please help in the AM then run your train in the afternoon. Pot Luck Lunch.

- May 7 Public run day - 11 AM - 4 PM
- May 8 Public run day - 11 AM - 4 PM
- May 9 (Monday) Board Meeting at 6:30 PM Community Board Room Rancho Cordova City Hall. Members welcome.
- May 20, 21, 22 Pacific Region Meet at SVLSRM. Join us, bring your train and ride the rails

Dates to reserve on your calendar:

Fall meet Oct. 14, 15, & 16

Annual Christmas Dinner Dec. 17

Please volunteer to support the club events.

How will you support SVLSRM this month?

A **members only area** has been set up on our web server where we will keep a current version of the roster, and other useful documents for our members. To gain access, each *member (now including Associates)* must be a current paid member to register and create a user name and password.

Please use the link on the web page in the top menu section called "Members only." This is a two step process to register as the system will send an E-mail to verify that it is you. You will then use the link sent to complete the process. Please note this is to register so you can then use your user ID/password to view the protected area via the link shown on the registration page.

The Sacramento Valley Live Steamers Railroad Museum, Inc. is organized and operated exclusively for public benefit charitable purposes within the meaning of Section 501 (C.) (3) of the Internal Revenue Code.

Donors may deduct contributions to The Sacramento Valley Live Steamers Railroad Museum, Inc. to the fullest extent allowed by law as provided in Section 170 of the Internal Revenue Code.

The Golden Spike is the published monthly by the Sacramento Valley Live Steamers Railroad Museum, Inc., P.O. Box 273, Rancho Cordova, CA 95741. The SVLSRM track is located in Hagan Community Park, Chase Drive, Rancho Cordova, CA. Articles & Pictures may be submitted to: editor@svlsrm.org. **The news letter deadline is 24th of each month.**
Member articles wanted.

MEMBERSHIP

by Dean Sheets

Please welcome:

Tom and Clare Dorff join us from Sonoma and also belong to Santa Rosa Live Steamers and the Chula Vista Club. Tom decided to join after coming over to our Fall Meet with a few members of the Santa Rosa Club and liked what he saw.

Please welcome Tom and Clare to the club and offer any help you can to make them comfortable with our great club.



Please check the SVLSRM web site www.svlsrm.org for current information on SVLSRM activities.

SPIKE editor requests ideas for articles.

I am also looking for members who would like to spotlight their projects - in progress or finished.

Please call or E-mail the editor. - Thanks.

Board of Directors - 2016

(##) *Ending year of term*

President: Heidi Bowie (916) 383-1461 (17)

E-mail: president@svlsrm.org

Vice President: Dennis Gramith (916) 988-7884 (16)

E-mail: vicepresident@svlsrm.org

Secretary: Chris Donhost (707) 301-0739 (17)

E-mail: secretary@svlsrm.org

Treasurer: Alison Berry (916) 983-9712 (16)

E-mail: treasurer@svlsrm.org

Track Superintendent: Dennis Bowie (916) 337-9492 (16)

E-mail: tracksuper@svlsrm.org

Yardmaster: Rob Sharratt (916) 631-8963 (16)

E-mail: yardmaster@svlsrm.org

Trainmaster: Peter Welch (916) 838 4998 (17)

E-mail: trainmaster@svlsrm.org

Director: Steve Perry (209) 323-5490 (16)

E-mail: director_steve@svlsrm.org

Director: Gordon Moser (916) 645-3425 (17)

E-mail: director_gordon@svlsrm.org

_____ Committee Chairpersons _____

Membership Chairperson: Dean Sheets 707-317-0242

E-mail: membership@svlsrm.org

Safety Chairperson: Marty Carapiet Phone: (916) 792-8803

E-mail: mrctrader@yahoo.com

Caboose Chairperson: Barbara Moser (916) 645-3425

E-mail: caboose@svlsrm.org

Birthday & Company Event Chairperson: Andy Berchielli

Phone: (916) 572-7857 E-mail: Events@svlsrm.org

Newsletter & Web Editor: Bill Yoder (916) 652-7113

E-mail: editor@svlsrm.org

Reminder - No phone calls after 8:59 PM

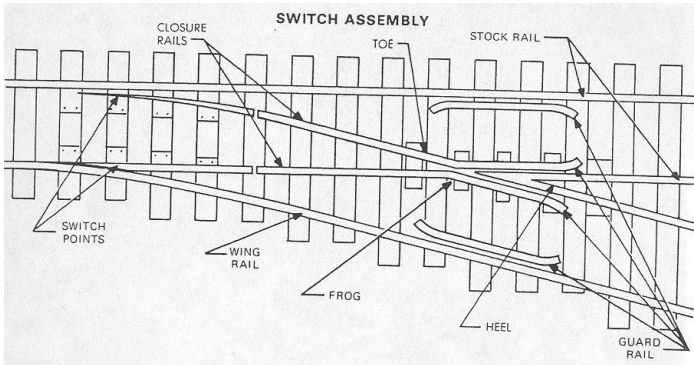


Track Superintendent Report

By Dennis Bowie

Another installment of looking down the track... It must be Spring! The weeds are popping up, I'm sneezing from all the pollen, and the new track is settling in. It will still need to have some re-leveling with a little extra ballast and tamping, but it is looking very well.

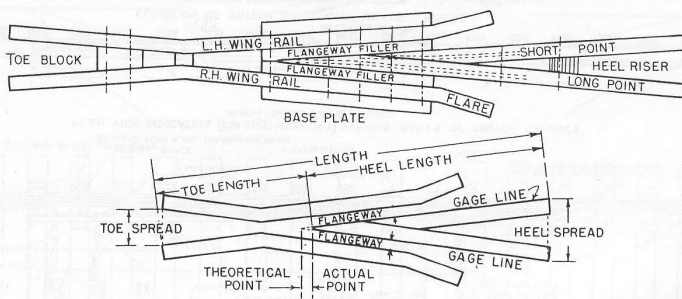
This last work day we did not get to replace one of the switches at the quarry, but we will get it done soon. Speaking of switches, I was looking through some articles on switch building and thought that a little information on the names of the various parts of a switch would be informative to our membership.



I also found that the Frog has more parts to it than Carter has pills.

FROG DETAILS

diagram with names applying to various parts
(no particular type or design is represented)



One of the things that I had been trying to figure out was how a switch got its number; I'm not talking about the number of how many switches, but the number that is in reference to the radius of the switch. I think this next section gives a good explanation and diagram.

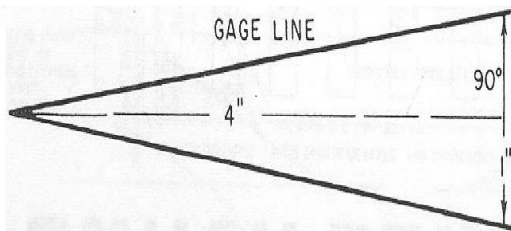


Diagram showing the basis of the frog number.

Track Report continued ---->




Party & Events Chairperson

Andy Berchielli

Hi all! Members of SVLS & GGLS have been invited to join Portola Valley & Alpine Railroad for the weekend of July 23 + 24. It is private railroad located near Palo Alto. I will be the contact person for this event. If interested in attending this event please RSVP me. I will let you know all the details you need. I would also need to know length of equipment you are bringing and expected time of arrival. There is a BBQ planned for Saturday afternoon. Thanks! events@svlsrm.org



New rolling gate installed for auto access to internal fenced area. This is a motorized gate with two control points.



Outside control is in metal box on fence near rest room, with inside control on container #1. Use control to open and close the gate, access code is same as other gate locks. Please close gate if not working near this entrance.



The number of a frog is the ratio of the spread to its distance from the theoretical point. The diagram above shows a No. 4 angle as the spread is 1 inch in 4 inches. Likewise, 1 inch 7 is a No. 7; 2 inch 9 inch is a No. 4 1/2, etc.

Important: The spread must be at right angles to the center line as shown on diagram.

I hope this has been informative to you, maybe answered some questions and makes you want to come out to help when we get to replacing switches! Info is from the handbook "Engineering handbook for recreational railroaders"

Hope to see everyone on the rails and helping out.

The members of SLVSRM continue to make improvements to our facility. Some of you will remember when the transfer table only had one lead track for both in and out to the mainline. This of course was a near train wreck to move your engine and train to the mainline. In 2004 a second lead track was added from the lower yard to the transfer table. New concrete steps replace the railroad ties to provide safer access between the lead tracks and ground level.

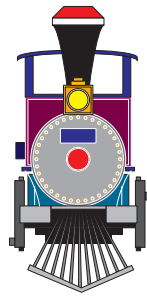


With all the trash and junk that was cleared in "DMZ" or grass area storage, there are new plans to beautify the area and add track for an inside loop giving us another option on train route. Below is a photo from another railroad that shows the intent of the project. This project will also allow us to have a tunnel (arbor) through a row of grape vines. If the grapes grow well we can increase our income by selling them to wine makers each fall. Plans are being completed now and will go to the board to review and vote at the next board meeting. This will be an exciting enhancement to our track plan. Thanks to the Planning committee for their efforts on this first of April plan.



Photo by Charles Garcia

The annual Pacific Regional Spring Meet is May 20-22.



Please join us for 3 days of fun. We have over 6300 feet of main line, 33 steaming bays, 24 train sidings, 7 Steamer watering stops, RV and Camping available on first come basis.

The Caboose will have a sack lunch available on Friday with extras, then breakfast & lunch Saturday & Sunday, with the traditional spaghetti dinner Friday and the big BBQ dinner Saturday.

As always we will need help for setup & clean up, also we can use donations of goodies for the bake sale. Please let us know if you will help. Thanks, and will be great to see you at the meet!



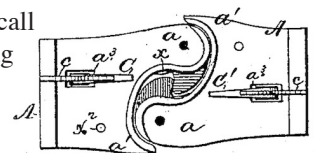
March Board Summary by Chris Donhost, Secretary

- Until further notice, only club-owned locomotives can pull public trains.
- Spring meet plans are underway, areas of responsibility were assigned.
- Southern Pacific caboose plans well underway for phase 1 - secure & weatherize - the project.
- Safety inspection sheets presented for review.
- RS-3 engine repairs completed, locomotive will soon go back together.
- Revised procedures on how to handle board business via email.

February Board Summary by Chris Donhost, Secretary

- During this period of insurance renewal, it was discovered that our insurance has not provided the coverage we thought we had. Members' locomotives aren't covered by the policy. Chris is researching alternatives to restore the option to use members' locomotives to pull public.
- Working on the security portion of the SP caboose project in Phase 1.
- The electric hydraulic lift is being assessed for fix/replace options.
- Electric rolling gate is installed, waiting on electrical wiring to motor.
- Appointments made to add new board to checking account signature card.
- Deanna Kellom nominated by Heidi Bowie as honorary member; board approved.
- Procedure adopted to handle board actions by email between board meetings.

Need a coupler repaired, then call Ross Crawford as he is offering to fix them free.





Board meeting date change. **Starting in May 2016 the board meeting will be on the 2nd Monday of each month.**
Same location Rancho Cordova city hall.



Members at work days:

Saturday March 5, 2016

- Butch Floyd
- Barbara and Gordon Moser
- Peter Welch
- Heidi and Dennis Bowie
- Dennis Gramith
- Alison Berry
- Kevin and Andrew Sach
- Richard Lutrel
- Steve Perry
- Ed Zeis



Sunday March 6, 2016

- Butch Floyd
- Bill Floyd
- Gordon and Barbara Moser
- Dennis, Heidi, Ryan, Maren Bowie
- Peter Welch
- Marty Carapiet
- Kevin and Andrew Sach
- Alison Berry
- Frank Presley
- Don Youngling
- Dillon Post
- Ed Zeis
- Andy Berchielli

March 19, 2016 - Work and members run day.

- Heidi, Dennis, Maren, Ryan Bowie
- Grace Smith
- Alison Berry
- Bill Floyd
- Butch Floyd
- Gordon & Barbara Moser
- Carson Wentz
- Ross Crawford
- Paul Skidmore
- Rob Sharratt
- Peter Welch
- Jim Greco
- Steve Milward
- Steve Perry
- Dennis Gramith
- Bill Yoder
- Andrew Sach
- Seth, Star, Snow, Kane & Scott Hansen
- Dillon Post
- Richard, Breanna Lutrel

Safety Rules for the month:



3.15 Run Day logs and inspections
All inspection logs must be completed prior to Public Run Days. Inspection sheets are posted in the caboose, and can be completed by the Officer of Day, Trainmaster, Engineer, Conductor, Stationmaster, or Track Superintendent. Completed logs must be returned to the caboose for filing. Any problems must be reported to the appropriate committee person – Logs must be filed.

4.16 SVLSRM owned Equipment
Any member wishing to use any SVLSRM owned rail equipment at the facility must make this request to the Trainmaster (Article IV, Section 11 of By-Laws). The member must report to the Trainmaster any damage or operational problems that occurred while in their care at the time of the equipment return. The member must return the equipment to the location from where it was issued.

5.02 Conduct of Passengers
The Stationmaster and all members of every train crew of any train hauling the General Public shall ascertain that all passengers are informed of passenger safety rules before the train leaves the station, as set forth here (See further Section 1.02):

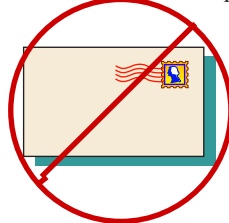
Passengers shall remain on the train during unscheduled stops unless otherwise directed. Engineers and Conductor are responsible for orderly passenger conduct.

The train crew shall inform the passengers to:

- A. Remain seated facing forward at all times while the train is in motion.
- B. Remain seated on the train until it returns to the station.
- C. Not to lean out or reach for anything along the right-of-way while the train is in motion.
- D. Keep hands and feet within the boundaries of the riding car at all times while the train is in motion.
- E. Not to yell or scream while riding on the train, except in an emergency.
- F. Do not lean over or turn around while taking pictures when the train is in motion.
- G. Anyone disobeying these rules may be asked to leave the facility.



Help save SVLSRM each month and read your the newsletters on-line. Printing is costing the club over \$1700. per year. We could be buying 100 yards of gravel, or over 800 feet of steel rail. So let spend the club money on building more



railroad, not paper piles. We have 47% of the members still receiving printed copy, so let's move to the digital age and tell Membership that you don't need the mailed copy, we will notify you by E-mail, when ready to read online and download if you want to print it. Thanks

FOR SALE

Trolley for Sale.

Price \$2000
with engine stand \$3000.

Call: Clio Geyer
(916) 645-9154



1 1/2 scale, 7 1/2 " gauge 4 wheel Diesel locomotive with 5hp Briggs & Stratton engine.
Hydraulic powered.
Easy to run and maintain.
Flat car support car included . Has Mountain Car trucks and couplers.



\$8250. Now \$6950 Or best offer.
Call 559-281-3724 for more information.
Email dboudrrtrain@sbcglobal.net
Doug Boudakian

Fuel tank, pressurized, soldered brass construction.
9x7x4 \$20. obo - Ross Crawford (916) 718-4162



For Sale San Francisco Bridge Units 1 1/2" Scale RTR
I am proud to offer these for sale, since the owner builder says it's time they go to a new home.

They measure around 14' but break down easily for transport. Included are 2 all steel stands for home storage. They operate on (4) 12-volt batteries which I just replaced. Plus (2) 6-volt batteries which are still good. Also included are 3 battery chargers. The 12-volt chargers do 2 batteries at once. There are (6) 24- volt motors that power these units. It also comes with a mercer flat car with mercer trucks plus 2 boat seats.
Price is \$12,500
Bob Morris, at 925-240-9034 or cell 209-743-1300



10 Years ago: Milon Thorley will show photos of some private rail roads that he visited during his trip for the Fall Fling in Michigan which is an annual "Card Order" switching event.

Dick & Susan Patton visiting from Rockville, MD hope to move to the Grass Valley area soon and become members.



20 Years ago: "Superscoop - 3/96"

This years first project has been installing abutments at Twin Bridges. The plan of attack was to create a work window, build supports at each bridge, remove material where the abutments are to be placed, then install the abutments. Factor in Murphy's Law and its sounds simple. Here is what is really happening. Since the bridges will be with out support, a work window has been established, closing the outer loop in the expansion area. The inter loop is the expansion area is still open and with a little thought, one can operate equipment just past the ballast siding. In short, the Run Day rides do not take as long to complete. The original design was to use some of the bricks for the abutment wings. After consideration of the materials available, time involved in labor, coupled with the option of using solid concrete abutments and wings, the decision has been to go with solid concrete for both abutments and wings.

30 Years ago: The club must start moving on a tie renewal program. We have sections of track that the ties are well eroded and decayed. It is the consensus of the Board that this program be given a top priority. Because if the FEDERAL RAILROAD ASSOCIATION inspector see it, he will lower the speed limits and being unable to make the time, we will lose our mail contracts.

A big thanks for the turnout for the work party last month. In attendance were Dennis Gramith; Ken, Nadene and Terry Willes; Howard Schrader; Warren and Robbie Sharratt; Jim and Scott Durham; Mike O'Connor; Dick Quiring; Warren Wagner; The Ear of McKenzie; Darrel McWhirk; Dan Carter; Amandus and Marilyn Drewes.

40 Years ago: Show and Tell - Wayne Darr brought a Stewart Turner one cylinder vertical engine made as a required project at Sierra College. He also showed an oil cooler for a diesel engine which had potential for use in a small boiler. Bill Fisher brought his partly done copper boiler and described the bending process using wood block and C clamps. It sounds and looks like a very good method. He asked for advice about figuring tubing surface in boilers and best places for water entry. He got facts and figures from the experts and commented that this was what the Club is all about. Sharing and pooling information and help. Ed Yunging showed some beautiful patterns for his tender trucks, side frames and bolsters. All in all it was an impressive showing. If you have any technical problems the meeting is a good place to get answers and if you have answers it's a good place to find people with questions for them.